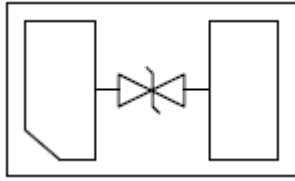


1-Line, Bi-directional, Transient Voltage Suppressor



DFN0603-2L

Features

- Ultra small package
- Stand-off voltage: 15V Max
- Transient protection for each line according to IEC61000-4-2(ESD): $\pm 15\text{kV}$ (contact)
IEC61000-4-5(surge): 2.5A (8/20 μs)
- Ultra-low capacitance: $C_J = 0.3\text{ pF typ}$
- Low leakage current
- Low clamping voltage
- RoHS Compliant

Applications

- Cellular Handsets and Accessories
- Serial ATA
- MDDI Ports
- USB Ports
- PCI Express and Serial SATA Ports

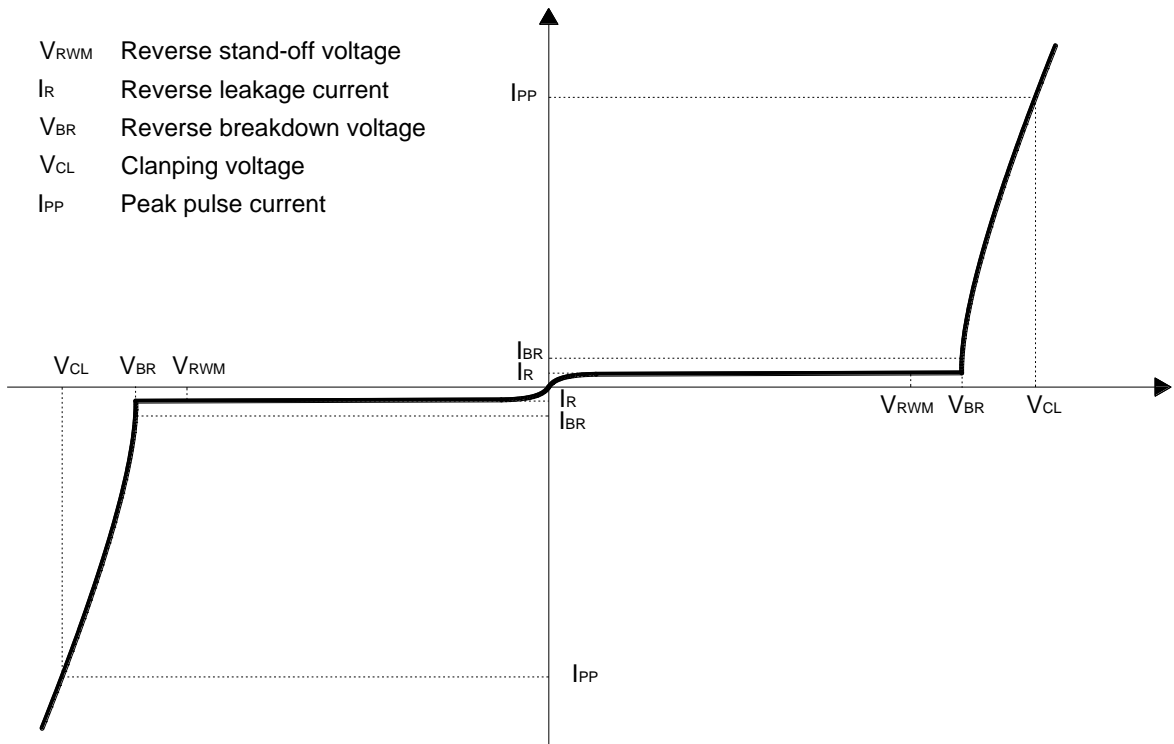
Mechanical Characteristics

- Package: DFN0603-2L
- Case Material: "Green" Molding Compound.
- Marking Information: See Below

HZ

Definitions of electrical characteristics

- V_{RWM} Reverse stand-off voltage
- I_R Reverse leakage current
- V_{BR} Reverse breakdown voltage
- V_{CL} Clamping voltage
- I_{PP} Peak pulse current





ESDSL15VLZBS

■Absolute Maximum Ratings (Ta=25°C unless otherwise specified)

PARAMETER	SYMBOL	Rating	UNIT
Peak pulse power ($t_p = 8/20\mu s$)	P_{pk}	90	W
Peak pulse current ($t_p = 8/20\mu s$)	I_{pp}	2.5	A
ESD according to IEC61000-4-2 air discharge	V_{ESD}	± 20	KV
ESD according to IEC61000-4-2 contact discharge		± 15	KV
Junction temperature	T_J	125	°C
Storage temperature	T_{STG}	-55~150	°C

■Electrical Characteristics (Ta=25°C Unless otherwise specified)

PARAMETER	Symbol	UNIT	Conditions	Min	Typ	Max
Reverse maximum working voltage	V_{RWM}	V				15
Reverse breakdown voltage	V_{BR}	V	$I_{BR} = 1mA$	16.7		
Reverse leakage current	I_R	nA	$V_{RWM} = 15V$			200
Clamping voltage ³⁾	V_{CL}	V	$I_{PP} = 1A, t_p = 8/20\mu s$			26
		V	$I_{PP} = 8A, t_p = 8/20\mu s$			35
Junction capacitance	C_J	pF	$V_R = 0V, f = 1MHz$ Any I/O pin to GND		0.3	0.5

(1). TLP parameter: $Z_0 = 50\Omega, t_p = 100ns, t_r = 2ns$, averaging window from 60ns to 80ns. R_{DYN} is calculated from 4A to 16A.

(2). Contact discharge mode, according to IEC61000-4-2.

(3). Non-repetitive current pulse, according to IEC61000-4-5.

■Ordering Information (Example)

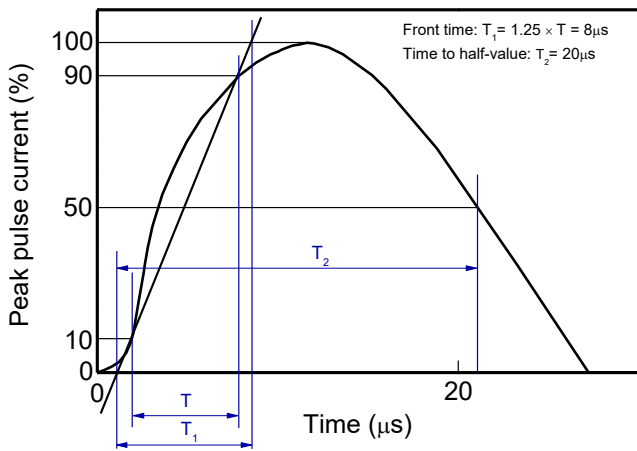
PREFERED P/N	UNIT WEIGHT(mg)	MINIMUM PACKAGE(pcs)	INNER BOX QUANTITY(pcs)	OUTER CARTON QUANTITY(pcs)	DELIVERY MODE
ESDSL15VLZBS	Approximate 0.18	10000	100000	400000	Tae& reel



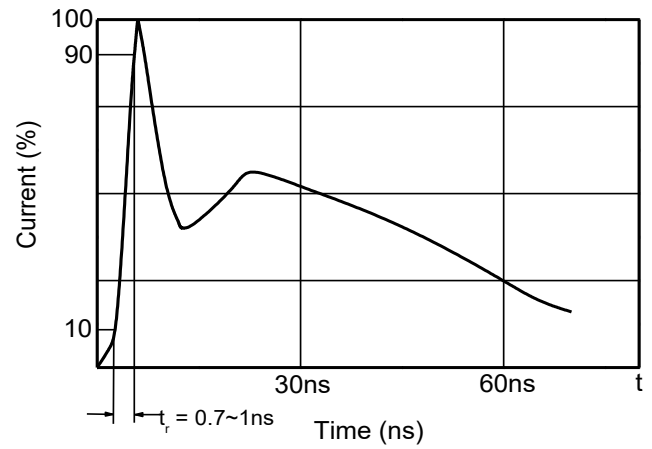
ESDLC15VLZBS

■ Typical Performance Characteristics (Ta=25°C unless otherwise Specified)

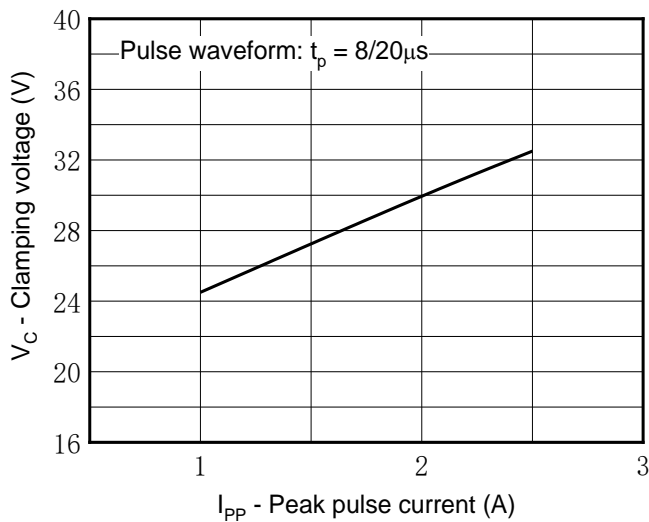
8/20μs waveform per IEC61000-4-5



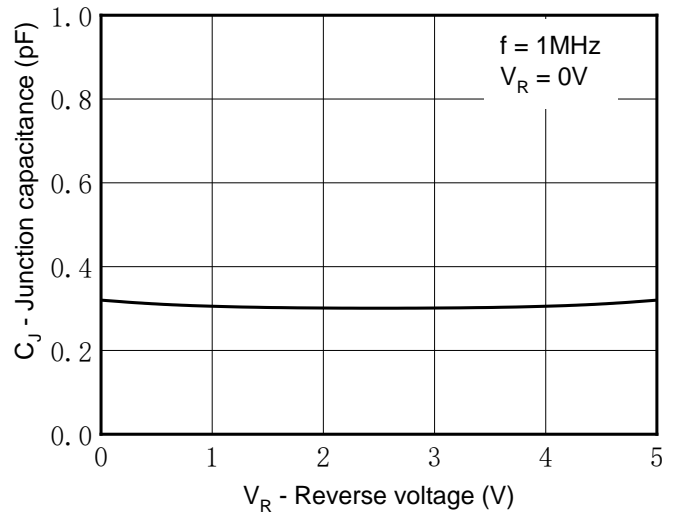
Contact discharge current waveform per IEC61000-4-2



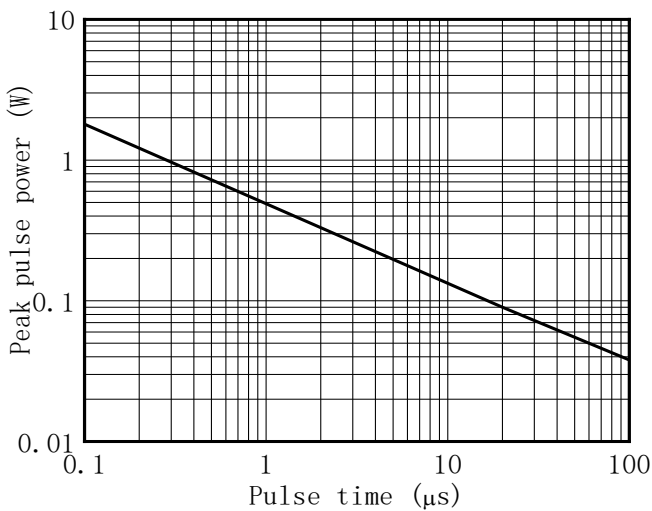
Clamping voltage vs. Peak pulse current



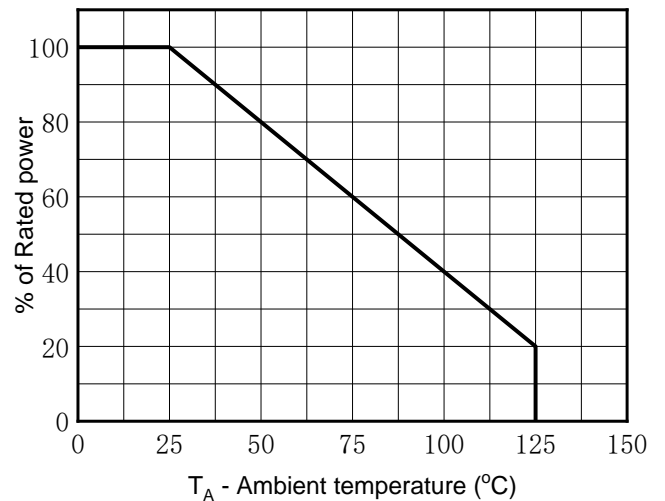
Capacitance vs. Reverse voltage



Non-repetitive peak pulse power vs. Pulse time



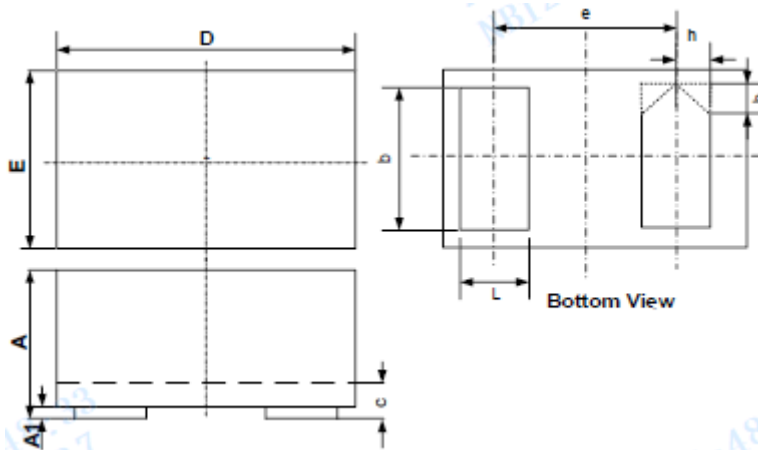
Power derating vs. Ambient temperature





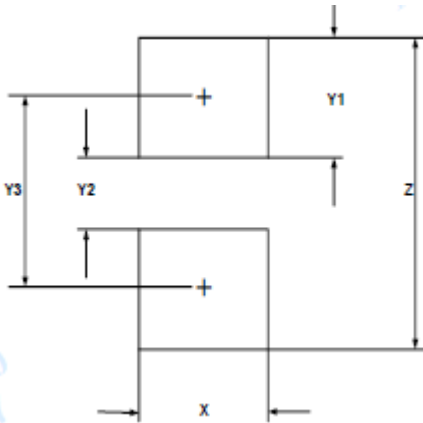
ESDSL15VLZBS

■ Outline Dimensions



SYM	DIMENSIONS		
	MILLIMETERS		
	MIN	NOM	MAX
A	0.230		0.330
A1	0.000	0.020	0.050
b	0.215	0.245	0.275
c	0.120	0.150	0.180
D	0.550	0.600	0.650
e	0.355 BSC		
E	0.250	0.300	0.350
L	0.160	0.190	0.220
h	0.079 BSC		

■ Recommend land pattern (Unit:mm)



SYM	DIMENSIONS	
	MILLIMETERS	INCHES
X	0.30	0.012
Y1	0.25	0.010
Y2	0.15	0.006
Y3	0.40	0.016
Z	0.65	0.026

Notes:
This recommended land pattern is for reference purposes only. Please consult your manufacturing group to ensure your PCB design guidelines are met



ESDSL15VLZBS

Disclaimer

The information presented in this document is for reference only. Yangzhou Yangjie Electronic Technology Co., Ltd. reserves the right to make changes without notice for the specification of the products displayed herein to improve reliability, function or design or otherwise.

The product listed herein is designed to be used with ordinary electronic equipment or devices, and not designed to be used with equipment or devices which require high level of reliability and the malfunction of which would directly endanger human life (such as medical instruments, transportation equipment, aerospace machinery, nuclear-reactor controllers, fuel controllers and other safety devices), Yangjie or anyone on its behalf, assumes no responsibility or liability for any damages resulting from such improper use of sale.

This publication supersedes & replaces all information previously supplied. For additional information, please visit our website [http:// www.21yangjie.com](http://www.21yangjie.com) , or consult your nearest Yangjie's sales office for further assistance.